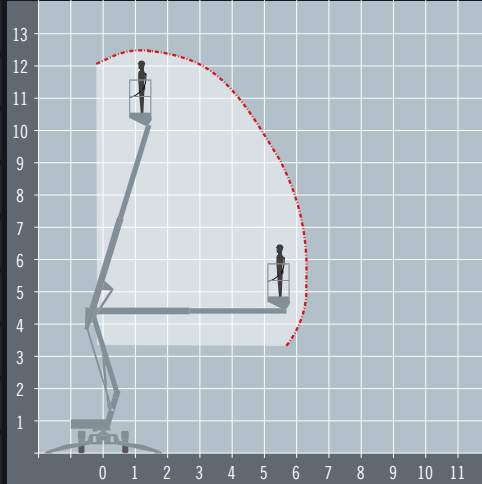


NIFTYLIFT SD120







ALTERNATIVES: Hinowa GL1570

Self Drive Work Platform

REACH HEIGHT	12.65 m
PLATFORM HEIGHT	10.65 m
UP AND OVER	4.3 m
HORIZONTAL REACH	6.1 m
STOWED HEIGHT	1.95 m
DEPLOYED WIDTH	3.2 m
PLATFORM SIZE	1.1 x 0.65 m
WEIGHT	2,260 kg
LIFT CAPACITY	200 kg



Stowed travel size is 3.9 x 1.56 m (12' 10" x 5' 1")

-  **HYBRID POWERED**
Diesel and Battery power for flexibility
-  **NON MARKING TYRES**
Prevents marking to finished floors
-  **ROUGH TERRAIN**
4 wheel drive for uneven ground
-  **LEVELLING STABILISERS**
Levels the machine for use on uneven ground
-  **OUTDOOR RATED**
Wind rated for outdoor use
-  **IPAF 1b**
Requires IPAF category 1b

The Niftylift SD120 self drive work platform delivers an impressive working envelope and with the advantage of a telescopic upper boom, supreme accuracy when positioning the platform. The SD120 is ideal for environments with rough or softer ground and its low overall weight means better fuel efficiency and lower transportation costs.

A range of extra's for 'Hire or Purchase' designed to give you the GTAdvantage™

-  **STOP NUISANCE BORROWING WITH GTA SECURE™**
-  **PROTECT SENSITIVE GROUND WITH 'GROUND GUARDS'**
-  **DOUBLE POINT HARNESSSES TO KEEP YOU SAFE AT HEIGHT**
-  **SPREAD THE LOAD WITH THE RIGHT SIZE SPREADER PLATES**
-  **STAY FULLY CHARGED WITH TRANSFORMERS AND LEADS**
-  **FUEL BOX REFUEL ON-SITE THE EASY WAY WITH A FUEL BOX!**

Find out more about the 'GTAdvantage' extras at gtaccess.co.uk



niftylift



THE POWER IN ACCESS™